

SuperFlex™ Low Loss Test Cable – SF Series

Best Temperature Stability – Temp Test • ATE/ATS • High Flexibility



Available Connectors

2.4mm, 2.92mm, 3.5mm, 7mm, SMA, TNC, Type N & Factory Form Right Angle Connectors

SuperFlex™ Typical Insertion Loss_{dB}

$$= (\text{Attenuation})(\text{Length}) + 2(\text{Connector Loss})$$

Frequency GHz	Band	Part No.	Attenuation		Conn. Loss dB	SWR
			dB/ft	dB/m		
0.512	UHF	SF4	0.08	0.26	0.02	1.05:1
0.900			0.11	0.35	0.02	1.10:1
1.000			0.11	0.36	0.03	
1.900	L		0.15	0.50	0.03	
2.000	S	SF4	0.16	0.51	0.04	1.15:1
3.000			0.19	0.63	0.04	
4.000	C		0.22	0.72	0.05	1.20:1
6.000	SF8	SF8	0.26	0.87	0.06	
8.000			0.33	1.09	0.07	1.25:1
10.000	X		0.34	1.13	0.08	1.30:1
12.400	Ku	SF18	0.42	1.38	0.09	
14.000			0.44	1.44	0.09	
18.000			0.47	1.55	0.11	1.35:1
20.000			0.50	1.65	0.11	
22.000	K	SF26	0.55	1.80	0.12	
26.500			0.62	2.03	0.13	1.40:1

SuperFlex™ Electrical Data

Maximum Frequency	26.5 GHz
Impedance	50 Ω nominal
Propagation Velocity	80% nominal
Time Delay	1.270 ns/ft (4.17 ns/m)
Capacitance	26.7 pF/ft (87.6 pF/m)

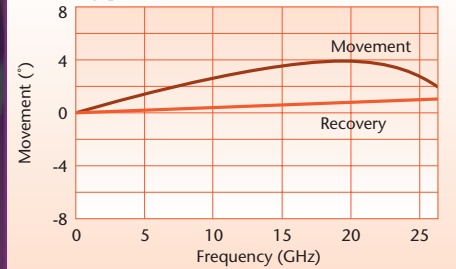
SuperFlex™ Mechanical Data

Jacketed Outer Diameter	0.285 in (7.24 mm)
Bend Radius	0.500 in (12.70 mm)
Operating Temperature Range	-94 to 249.8°F (-70 to +121°C)
Weight	0.175 lbs/ft (0.26 kg/m)
Flexibility Rating – Highest = 5.0	5.0

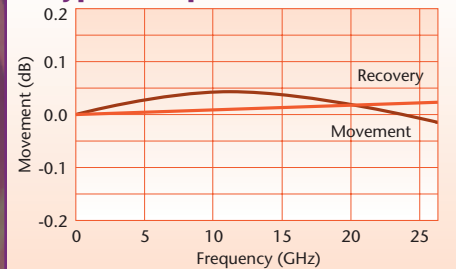
SuperFlex™ Cable Construction

Inner Conductor	Stranded Ag-plated Cu
Dielectric	PTFE Tape
Outer Conductor	Cu GrooveTube®
Ruggedization	Metal Braid
Outer Jacket	Neoprene

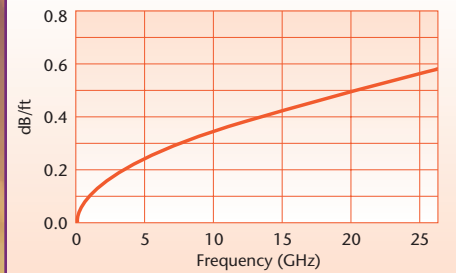
Typical Phase vs. Flexure



Typical Amplitude vs. Flexure



Cable Attenuation @ STP



Typical Phase vs. Temperature

